



**THE QUEEN'S  
MEDICAL CENTER**

# **The Availability of Pharmacist- Prescribed Contraception in Hawaii**

SRI Final Presentations

August 6th 2020

Hannah Collins-Doijode

2020 Queen's Summer Research Internship

# Background

- Hawaii Act 067 (2017): allowing pharmacists to prescribe contraception.
  - Increasing access to contraception, especially for rural areas.
  - Only 6.4% of practicing obstetrician gynecologists are in rural areas (“ACOG Committee Opinion No. 586,” 2014).
  - Pharmacies are accessible to many
- How many are actually doing it?
- Purpose: to determine the availability of pharmacist-prescribed contraception in Hawaii.
- Hypothesis: If we survey the pharmacies in Hawaii, less than half of them will be prescribing contraception, as this law has only been active for about three years, and other states proportions have been low.

# Methods

- Prevalence study (cross-sectional).
  - June 23rd through July 2nd 2020.
- List of every retail pharmacy in Hawaii using Google and Google Maps.
  - Excluded those connected to a healthcare center or the military.
- “Secret shopper” technique.
  - For example “Hi, I heard you can get birth control from the pharmacy now without getting a prescription first. Can I do that at your pharmacy?”
- Survey, information gathered (types of contraception, consultation cost, etc).
- Data was recorded using Qualtrics , analyzed with SPSS, descriptive statistics.

Pharmacy Name

Times Pha

I am under 18. Will the pharmacist prescribe for me?

No

Yes

Refills only/need proof of recent clinic visit

Not sure

Walmart K

Walgreens

<https://www.walgreens.com>

Walgreens Inc., Walgreens, IL 60100

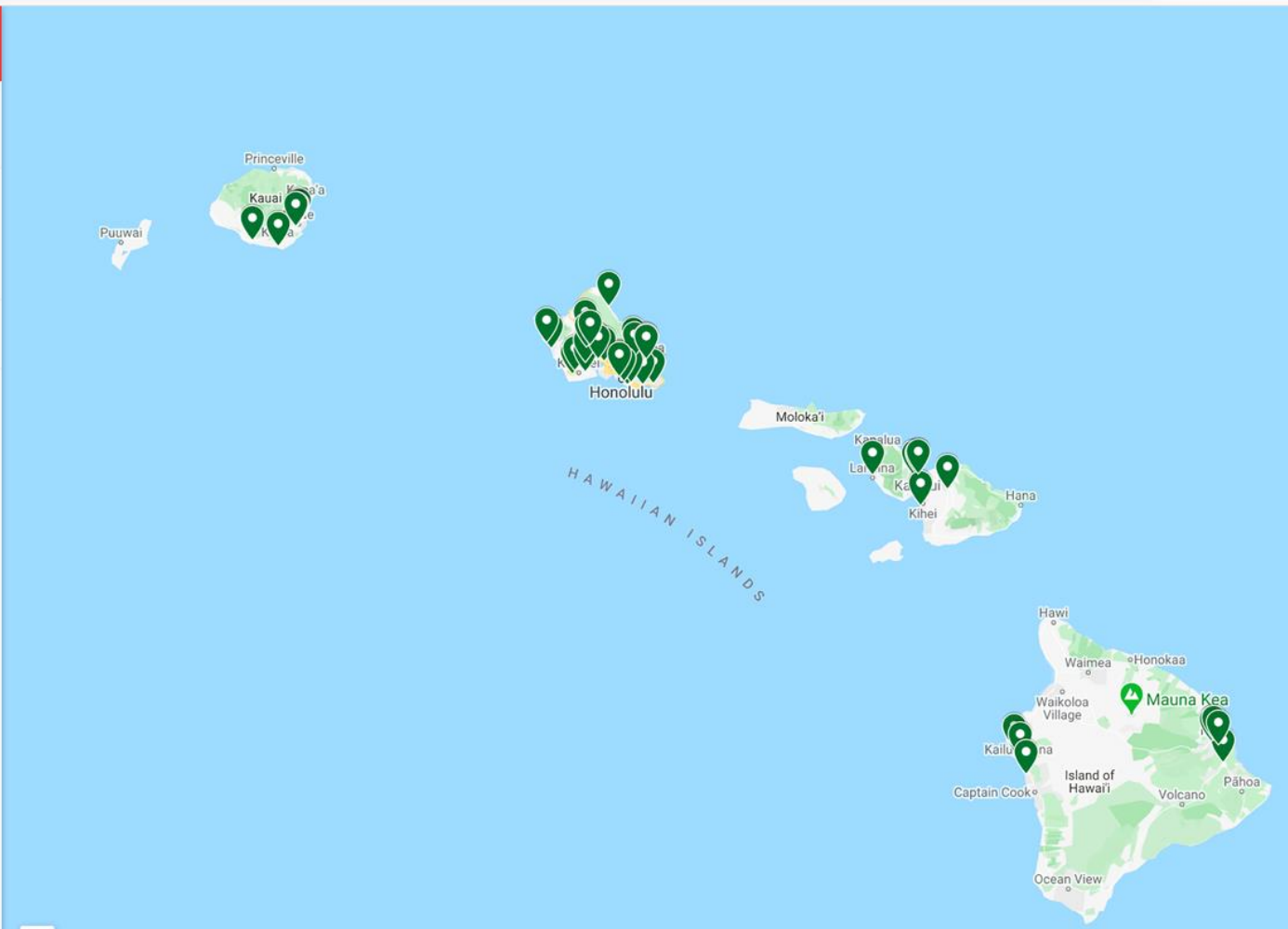
39 views ☆

[SHARE](#) [EDIT](#)

**Pharmacies That Provide Contraception**

⌵  All items

Pharmacies That Don't Provide Contrac...

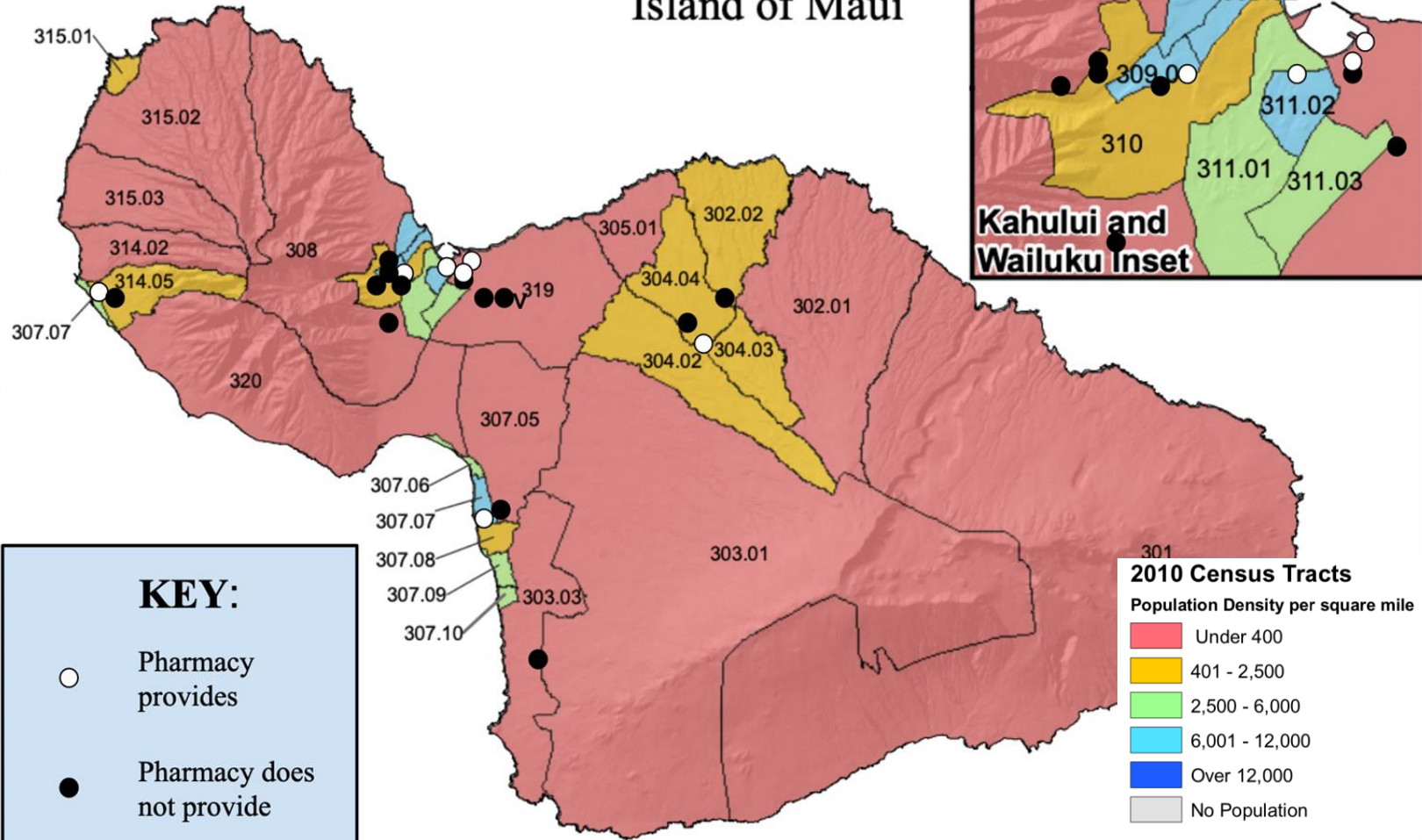


# “Differences Between you and your pharmacy doesn’t offer contraception?”

## Pharmacies That Provide Contraception By Island

| Island   | # of Providing Pharmacies For Each Island |
|--|---|
| Most common reason: pharmacists were not trained (33.1%) |   |
| • Kaula (n= 15)  | 6 (40%)                                   |
| • Second most common reason: unaware of policy (27.97%)  |   |
| • Maui (n= 20)   | 7 (35%)                                   |
| • Other answers included:                                |   |
| ○ Big Island (n=28)                                      | 8 (28.6%)                                 |
| ○ Pharmacy doesn't stock contraception (8.5%)            |   |
| ○ Only emergency contraception (6.8%)                    |   |
| ○ Oahu (n= 111)  | 34 (30.6%)                                |
| ○ “Not sure” (8.5%)                                      |   |
| ○ Molokai (n=0)  | 0 (0%)                                    |
| ○ Lanai (n=0)  | 0 (0%)                                    |

# Island of Maui

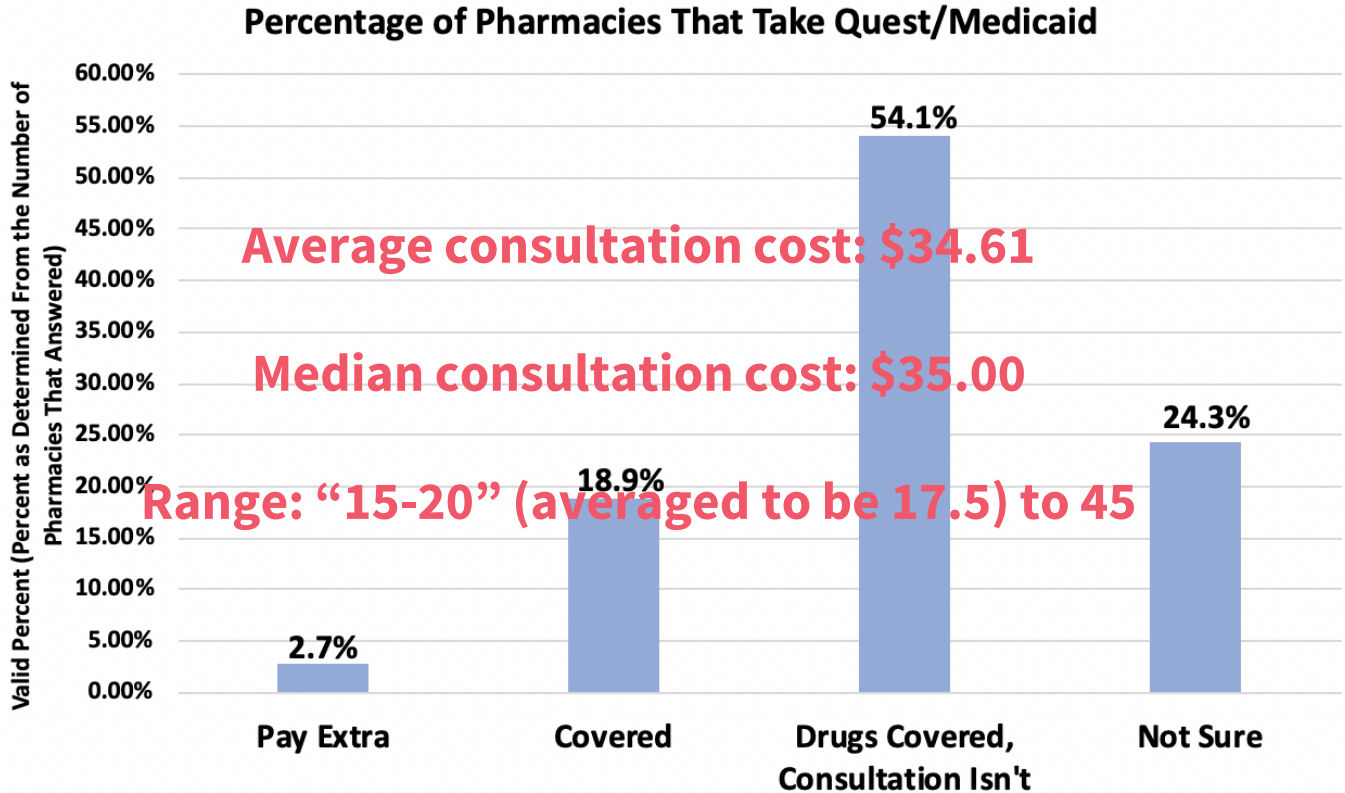


## KEY:

- Pharmacy provides
- Pharmacy does not provide

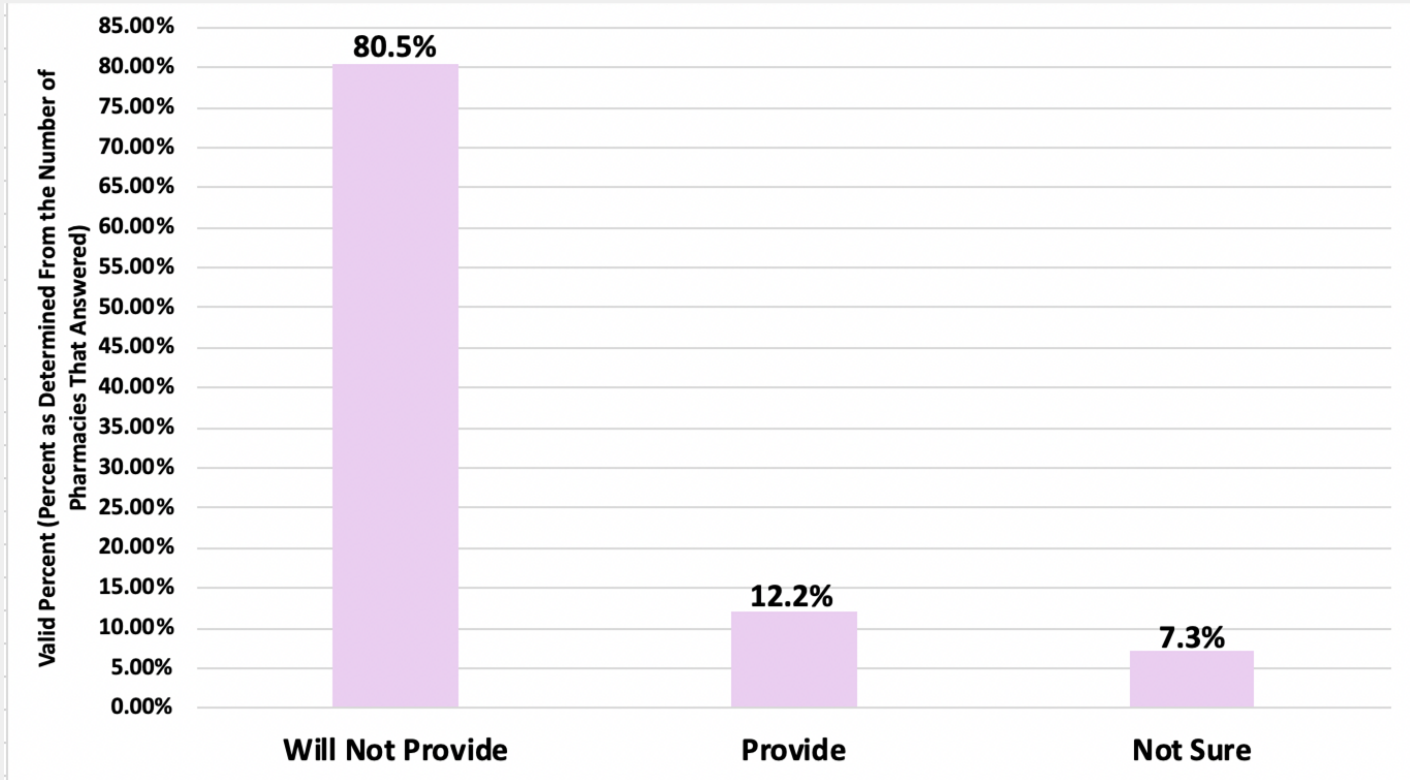
- ### 2010 Census Tracts
- Population Density per square mile
- Under 400
  - 401 - 2,500
  - 2,500 - 6,000
  - 6,001 - 12,000
  - Over 12,000
  - No Population

# “Is it covered by insurance? Is there a consultation cost?”





“Can you please help me determine if a pharmacist will prescribe for me?”



## “What kind of birth control can I get from you?”

- 56 total pharmacies provided contraception (43.5%)
- 94.5% of those (52 pharmacies) provided oral contraceptives (20.3%)
- 76.4% of those pharmacies that provided



# Discussion

- Our findings are in agreement with our hypothesis: less than half of Hawaii's pharmacies provide contraception.
- 31.3% of Hawaii's pharmacies provide pharmacist-prescribed contraception.
  - New Mexico (19%), California (5.1%), Oregon (46%).
- Consultation cost affordability?
- Accessibility of not requiring appointments.
- Not providing for minors.
- Pharmacies that provide mainly being in highly populated areas.

# Limitations and Future Studies

- Unable to complete the entire survey with some pharmacies.
  - Prioritized the first question: whether they provide contraception.
  - Aimed to uphold “secret shopper” method.
  - Did not want the pharmacies to know it was a survey
- Our study can inspire possible future policies and supportive measures.
  - Identified barriers: education (training, awareness).
  - Helping rural pharmacies participate.
  - Out-of-pocket cost: is it a barrier?
  - Feasibility of providing contraception to minors?

# Acknowledgements

- Dr. Bliss Kaneshiro
- Jasmine Tyson
- Julia Oehlers
- Lori Tsue
- Dr. Todd Seto
- Everyone who helps make SRI possible



**THE QUEEN'S  
MEDICAL CENTER**

The background of the slide is a dark red color with faint, semi-transparent illustrations of various medical and health-related items. These include a blister pack of pills, a condom, a syringe, a tampon, and a square-shaped medical pad. The items are scattered across the frame, with some overlapping. A white rectangular box with a thin border is positioned in the lower-left quadrant, containing the text "Questions?".

**Questions?**

# Sources

ACOG Committee Opinion No. 586: Health disparities in rural women. (2014). *Obstetrics and Gynecology*, 123(2 Pt 1), 384–388.

<https://doi.org/10.1097/01.AOG.0000443278.06393.d6>

Anderson, L., Hartung, D. M., Middleton, L., & Rodriguez, M. I. (2019). Pharmacist Provision of Hormonal Contraception in the Oregon Medicaid Population.

*Obstetrics and Gynecology*, 133(6), 1231–1237. <https://doi.org/10.1097/AOG.00000000000003286>

Batra, P., Rafie, S., Zhang, Z., Singh, A. V., Bird, C. E., Sridhar, A., & Sullivan, J. G. (2018). An Evaluation of the Implementation of Pharmacist-Prescribed

Hormonal Contraceptives in California. *Obstetrics and Gynecology*, 131(5), 850–855. <https://doi.org/10.1097/AOG.00000000000002572>

Hawaii Act 067 (2017). Relating to Contraceptive Supplies. Retrieved from

[https://www.capitol.hawaii.gov/session2017/bills/GM1168\\_.PDF](https://www.capitol.hawaii.gov/session2017/bills/GM1168_.PDF).

IBM Corp. Released 2017. IBM SPSS Statistics for Windows, Version 25.0. Armonk, NY: IBM Corp.

Rodriguez, M., Garg, B., Williams, S., Souphanavong, J., Schrote, K., & Darney, B. (n.d.). *Availability of pharmacist prescription of contraception in rural areas of Oregon and New Mexico*.

U.S. Census Bureau (2011). *Population Density per Square Mile by Census Tract, 2010 Census*.

Retrieved from

[http://files.hawaii.gov/dbedt/op/gis/maps/2010\\_pop\\_density.pdf](http://files.hawaii.gov/dbedt/op/gis/maps/2010_pop_density.pdf).

U.S. Census Bureau (2013). *Urban and Rural Areas in the State of Hawaii By County: 2010*.

Retrieved from

[http://files.hawaii.gov/dbedt/census/Census\\_2010/Other/2010urban\\_rural\\_report.pdf](http://files.hawaii.gov/dbedt/census/Census_2010/Other/2010urban_rural_report.pdf).

## Links for Presentation Images

<https://www.womanlog.com/sex/hormonal-birth-control>

<https://pngio.com/PNG/a83592-hawaii-islands-png.html>

<https://www.searchenginejournal.com/top-5-free-survey-makers/318003/>

<https://www.wrcbtv.com/story/42183790/cvs-launches-drivethrough-covid19-testing>

<https://ischool.syr.edu/events/view/the-future-of-work-organizations-of-tomorrow/>